

4592 m.

GRANDE PRÉMIO TISSOT DE PORTUGAL

Qualifying Nr. 1

Classification



	Rider	Nation	Team	Motorcycle	Time	Lap	Total	Gap	Top Speed
1	14 Tony ARBOLINO	ITA	Elf Marc VDS Racing Team	KALEX	1'42.965	5	9		279.0
2	84 Zonta VD GOORBERGH	NED	Fieten Olie Racing GP	KALEX	1'43.084	5	7	0.119 0.119	284.9
3	52 Jeremy ALCOBA	SPA	QJMOTOR Gresini Moto2	KALEX	1'43.374	4	9	0.409 0.290	279.0
4	15 Darryn BINDER	RSA	Liqui Moly Husqvarna Intact GP	KALEX	1'43.386	3	8	0.421 0.012	285.7
5	16 Joe ROBERTS	USA	Italtrans Racing Team	KALEX	1'43.462	8	9	0.497 0.076	277.6
6	72 Borja GOMEZ	SPA	Fantic Racing	KALEX	1'43.540	2	9	0.575 0.078	281.2
7	19 Lorenzo DALLA PORTA	ITA	Pertamina Mandalika SAG Team	KALEX	1'43.672	5	9	0.707 0.132	279.7
8	24 Marcos RAMIREZ	SPA	Forward Team	FORWARD	1'43.672	3	9	0.707	279.0
9	71 Dennis FOGGIA	ITA	Italtrans Racing Team	KALEX	1'43.906	6	9	0.941 0.234	281.2
10	4 Sean Dylan KELLY	USA	American Racing	KALEX	1'43.921	6	9	0.956 0.015	281.2
11	33 Rory SKINNER	GBR	American Racing	KALEX	1'44.517	3	9	1.552 0.596	279.7
12	81 Jordi TORRES	SPA	Inde GASGAS Aspar M2	KALEX	1'45.632	6	9	2.667 1.115	274.8
13	98 David SANCHIS	SPA	Forward Team	FORWARD	1'45.892	3	8	2.927 0.260	270.0

Not classified

* 5 Kohta NOZANE JPN Correos Prepagó Yamaha VR46 M KALEX

Practice condition: Dry

Air: 26°

Humidity: 47%

Ground: 42°

Fastest Lap:	Lap: 5	Tony ARBOLINO	1'42.965	160.5 Km/h
Best Race Lap:	2020	Remy GARDNER	1'42.504	161.2 Km/h
All Time Lap Record:	2023	Aron CANET	1'42.003	162.0 Km/h

* Qualified for the race having achieved a time within 107 % of the fastest rider in a free practice session.

The results are provisional until the end of the limit for protest and appeals.

Time limit for protest expires 30' after publication of the results - Time:

These data/results cannot be reproduced, stored and/or transmitted in whole or in part by any manner of electronic, mechanical, photocopying, recording, broadcasting or otherwise now known or herein after developed without the previous express consent by the copyright owner, except for reproduction in daily press and regular printed publications on sale to the public within 60 days of the event related to those data/results and always provided that copyright symbol appears together as follows below.

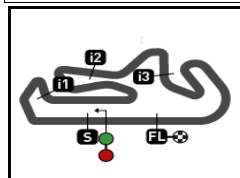
© DORNA, 2023

Official MotoGP Timing by TISSOT

www.motogp.com

Portimao, Saturday, March 25, 2023





GRANDE PRÉMIO TISSOT DE PORTUGAL

Qualifying Nr. 1

Top Speed & Average

Moto2™

21A



Rider	Nation	Motorcycle	Top 5 speeds					Average	Top
15 Darryn BINDER	RSA	KALEX	285.7	283.4	282.7	281.9	281.2	283.0	285.7
84 Zonta VD GOORBERGH	NED	KALEX	284.9	280.5	280.5	280.5	280.5	281.4	284.9
4 Sean Dylan KELLY	USA	KALEX	281.2	281.2	279.7	279.7	279.0	280.2	281.2
71 Dennis FOGGIA	ITA	KALEX	281.2	280.5	280.5	279.7	279.7	280.3	281.2
72 Borja GOMEZ	SPA	KALEX	281.2	281.2	280.5	280.5	279.0	280.5	281.2
19 Lorenzo DALLA PORTA	ITA	KALEX	279.7	279.0	278.3	277.6	277.6	278.4	279.7
33 Rory SKINNER	GBR	KALEX	279.7	276.2	276.2	275.5	274.1	276.3	279.7
14 Tony ARBOLINO	ITA	KALEX	279.0	278.3	278.3	278.3	278.3	278.4	279.0
24 Marcos RAMIREZ	SPA	FORWARD	279.0	278.3	276.2	275.5	275.5	276.9	279.0
52 Jeremy ALCOBA	SPA	KALEX	279.0	278.3	277.6	277.6	276.2	277.5	279.0
16 Joe ROBERTS	USA	KALEX	277.6	276.9	276.9	276.2	276.2	276.8	277.6
81 Jordi TORRES	SPA	KALEX	274.8	273.4	273.4	272.7	272.7	273.4	274.8
98 David SANCHIS	SPA	FORWARD	270.0	270.0	268.6	268.6	267.3	268.4	270.0

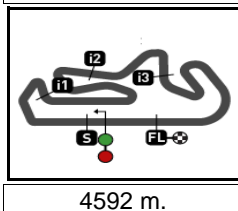
These data/results cannot be reproduced, stored and/or transmitted in whole or in part by any manner of electronic, mechanical, photocopying, recording, broadcasting or otherwise now known or herein after developed without the previous express consent by the copyright owner, except for reproduction in daily press and regular printed publications on sale to the public within 60 days of the event related to those data/results and always provided that copyright symbol appears together as follows below.

© DORNA, 2023

Official MotoGP Timing by TISSOT
www.motogp.com



Portimao, Saturday, March 25, 2023



GRANDE PRÉMIO TISSOT DE PORTUGAL

Qualifying Nr. 1

Chronological Analysis of Performances

Moto2™

22A

* Lap / Sector time cancelled T1 Time from finish line to 1st intermediate T3 Time from 2nd intermed. to 3rd intermed.
 P Crossing the finish line in pit lane T2 Time from 1st intermed. to 2nd intermed. T4 Time from 3rd intermediate to finish line

Lap	Lap Time	T1	T2	T3	T4	Speed	Lap	Lap Time	T1	T2	T3	T4	Speed	
1st 14 Tony ARBOLINO Elf Marc VDS Racing ITA														
Runs=1		Total laps=9			Full laps=7		Valid laps=7							
1	1'58.716	13.252	34.313	16.254	33.569		1	2'29.258	14.202	34.866	16.211	33.514		
2	1'43.636	22.081	32.912	15.624	33.019	276.9	2	1'44.510	22.020	33.360	15.789	33.341	276.2	
3	1'49.536	26.388	33.430	15.944	33.774	278.3	3	1'48.130	23.704	35.573	15.948	32.905	274.8	
4	1'43.207	21.783	32.766	15.676	32.982	278.3	4	1'43.634	21.847	33.021	15.787	32.979	276.9	
5	1'42.965	21.720	32.613	15.515	33.117	279.0	5	1'44.686	22.006	33.089	16.415	33.176	276.9	
6	1'43.103	21.677	32.799	15.639	32.988	278.3	6	1'43.822	21.901	32.957	15.818	33.146	276.2	
7	1'50.944	21.678	36.247	18.345	34.674	278.3	7	1'46.660	21.897	33.064	15.881	35.818	277.6	
8	1'45.633	21.972	34.102	16.090	33.469	273.4	8	1'43.462	21.909	32.756	15.736	33.061	274.1	
9	2'02.765 P	21.793	33.455	16.360	51.157	276.2	9	1'48.901	24.598	34.941	16.036	33.326	274.1	
2nd 84 Zonta VD GOORBE Fieten Olie Racing GP NED														
Runs=1		Total laps=7			Full laps=5		Valid laps=4							
1	1'58.871	13.537	34.377	16.472	33.601		1	2'11.060	13.659	35.346	16.201	33.510		
2	1'43.995	22.192	33.106	15.756	32.941	280.5	2	1'43.540	21.846	32.969	15.770	32.955	281.2	
3	1'49.233 *	21.980	36.852	16.173	34.228*	280.5	3	1'50.649	27.003	34.555	15.965	33.126	280.5	
4	1'43.566	21.870	32.978	15.743	32.975	284.9	4	1'43.905	21.846	32.945	15.809	33.305	281.2	
5	1'43.084	21.735	32.798	15.623	32.928	280.5	5	1'43.691	21.870	32.871	15.797	33.153	280.5	
6	1'43.232	21.671	32.930	15.643	32.988	279.7	6	1'43.906	21.897	32.940	15.801	33.268	279.0	
7	2'12.169 P	22.796	38.918	16.976	53.479	280.5	7	1'43.741	21.938	32.965	15.828	33.010	276.9	
8							8	1'43.684	21.922	32.947	15.837	32.978	277.6	
9							9	1'43.799	21.943	32.990	15.866	33.000	276.9	
3rd 52 Jeremy ALCOBA QJMOTOR Gresini M SPA														
Runs=1		Total laps=9			Full laps=7		Valid laps=7							
1	2'10.637	13.756	35.126	16.137	33.780		1	2'35.412	13.554	34.829	16.237	33.787		
2	1'48.756	24.583	34.021	16.278	33.874	273.4	2	1'44.748	22.316	33.248	15.887	33.297	276.9	
3	1'43.412	21.856	32.797	15.748	33.011	277.6	3	1'45.063	22.437	33.394	15.829	33.403	277.6	
4	1'43.374	21.769	32.854	15.687	33.064	278.3	4	1'44.490	21.900	32.955	16.299	33.336	279.7	
5	1'52.495	21.731	34.291	17.491	38.982	279.0	5	1'43.672	21.933	32.873	15.753	33.113	278.3	
6	1'46.170	21.971	33.112	15.932	35.155	276.2	6	1'49.260	21.907	33.077	18.689	35.587	279.0	
7	1'47.304	22.010	33.311	18.525	33.458	277.6	7	1'48.535	22.027	34.068	16.602	35.838	277.6	
8	1'54.204	21.832	32.771	15.869	43.732	276.2	8	1'44.004	21.926	32.833	15.742	33.503	276.2	
9	2'01.772 P	21.979	33.665	16.437	49.691	275.5	9	1'52.422	22.120	33.090	21.806	35.406	275.5	
4th 15 Darryn BINDER Liqui Moly Husqvarna RSA														
Runs=1		Total laps=8			Full laps=6		Valid laps=6							
1	2'12.975	13.582	34.352	16.333	39.344		1	2'12.451	13.107	36.226	20.146	38.118		
2	1'43.752	21.958	32.982	15.696	33.116	281.9	2	1'44.815	22.315	33.008	15.680	33.812	275.5	
3	1'43.386	21.910	32.656	15.662	33.158	285.7	3	1'43.672	22.034	32.815	15.597	33.226	279.0	
4	1'44.121	21.812	32.814	15.933	33.562	282.7	4	1'46.181	23.879	33.269	15.643	33.390	278.3	
5	1'57.667	27.305	33.244	16.210	40.908	279.7	5	1'52.251	22.121	32.747	15.836	41.547	274.8	
6	1'45.013	21.967	33.230	15.777	34.039	281.2	6	1'45.920	22.125	32.863	15.721	35.211	274.8	
7	1'43.890	21.909	32.826	15.770	33.385	283.4	7	1'47.571	22.086	33.207	18.449	33.829	276.2	
8	2'08.850 P	22.387	36.720	16.803	52.940	278.3	8	1'53.821	22.181	32.959	15.914	42.767	274.8	

Fastest Lap: Tony ARBOLINO Elf Marc VDS Racing ITA **1'42.965** 21.720 32.613 15.515 33.117

These data/results cannot be reproduced, stored and/or transmitted in whole or in part by any manner of electronic, mechanical, photocopying, recording, broadcasting or otherwise now known or herein after developed without the previous express consent by the copyright owner, except for reproduction in daily press and regular printed publications on sale to the public within 60 days of the event related to those data/results and always provided that copyright symbol appears together as follows below.
 © DORNA, 2023



Qualifying Nr. 1

Moto2

Lap	Lap Time	T1	T2	T3	T4	Speed	Lap	Lap Time	T1	T2	T3	T4	Speed
9	1'44.783	22.115	33.001	15.942	33.725	275.5	6	1'46.020 *	22.575	33.757	16.063	33.625*	270.0
							7	2'08.627	34.172	43.093	17.200	34.162	267.3
							8	2'19.994 P	23.714	41.896	18.325	56.059	267.3

9th 71 Dennis FOGGIA Italtrans Racing Team ITA
Runs=1 Total laps=9 Full laps=8 Valid laps=8

1	2'29.609	14.052	34.830	16.211	33.680	
2	1'44.434	22.091	33.121	15.874	33.348	279.7
3	1'48.497	23.734	35.426	16.054	33.283	281.2
4	1'44.131	21.905	33.089	15.829	33.308	279.7
5	1'44.065	21.867	33.115	15.916	33.167	279.0
6	1'43.906	21.888	32.928	15.828	33.262	280.5
7	1'46.370	21.958	33.016	15.789	35.607	280.5
8	1'44.044	21.987	32.960	15.752	33.345	279.0
9	1'47.966	22.050	35.200	16.432	34.284	278.3

10th 4 Sean Dylan KELLY American Racing USA
Runs=1 Total laps=9 Full laps=8 Valid laps=8

1	1'58.998	13.080	34.275	16.337	33.481	
2	1'44.477	22.268	33.131	15.884	33.194	281.2
3	1'48.682	22.100	33.036	17.908	35.638	281.2
4	1'44.108	22.057	33.022	15.836	33.193	279.0
5	1'57.094	22.172	34.173	22.862	37.887	279.7
6	1'43.921	22.093	32.818	15.767	33.243	279.7
7	1'54.925	25.261	35.514	19.928	34.222	278.3
8	1'43.969	22.055	32.791	15.742	33.381	278.3
9	1'48.733	22.868	35.190	16.614	34.061	276.2

11th 33 Rory SKINNER American Racing GBR
Runs=1 Total laps=9 Full laps=8 Valid laps=8

1	2'11.943	13.860	35.330	16.162	33.798	
2	1'44.530	22.093	33.262	15.848	33.327	274.1
3	1'44.517	21.996	33.369	15.771	33.381	276.2
4	1'44.611	22.241	33.176	15.839	33.355	279.7
5	1'44.658	22.044	33.221	16.019	33.374	276.2
6	1'49.102	25.241	34.528	16.037	33.296	273.4
7	1'46.409	22.019	33.924	16.181	34.285	275.5
8	1'45.199	22.262	33.332	15.914	33.691	272.0
9	1'45.301	22.269	33.433	15.964	33.635	272.0

12th 81 Jordi TORRES Inde GASGAS Aspar SPA
Runs=1 Total laps=9 Full laps=7 Valid laps=7

1	2'18.233	14.544	35.266	16.581	34.312	
2	1'46.764	22.782	33.777	16.311	33.894	272.7
3	1'45.858	22.507	33.390	16.004	33.957	272.7
4	1'45.770	22.490	33.503	16.041	33.736	274.8
5	1'46.013	22.477	33.363	16.057	34.116	272.0
6	1'45.632	22.516	33.311	15.940	33.865	272.0
7	2'03.710	23.086	40.011	20.266	40.347	273.4
8	1'45.920	22.515	33.675	15.938	33.792	273.4
9	2'21.079 P	26.306	43.919*	17.143	53.711	268.6

13th 98 David SANCHIS Forward Team SPA
Runs=1 Total laps=8 Full laps=6 Valid laps=5

1	2'06.333	14.315	34.951	16.526	33.864	
2	1'46.264	22.743	33.564	16.114	33.843	267.3
3	1'45.892	22.636	33.437	15.930	33.889	268.6
4	1'46.170	22.516	33.554	16.186	33.914	268.6
5	1'46.105	22.598	33.758	16.113	33.636	270.0

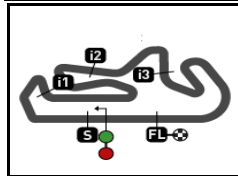
Fastest Lap: Tony ARBOLINO	Elf Marc VDS Racing	ITA	1'42.965	21.720	32.613	15.515	33.117
-----------------------------------	---------------------	-----	-----------------	--------	--------	--------	--------

These data/results cannot be reproduced, stored and/or transmitted in whole or in part by any manner of electronic, mechanical, photocopying, recording, broadcasting or otherwise now known or herein after developed without the previous express consent by the copyright owner, except for reproduction in daily press and regular printed publications on sale to the public within 60 days of the event related to those data/results and always provided that copyright symbol appears together as follows below.
© DORNA, 2023

Official MotoGP Timing by TISSOT
www.motogp.com

Portimao, Saturday, March 25, 2023





GRANDE PRÉMIO TISSOT DE PORTUGAL

After the **Qualifying Nr. 1**

Event Best Maximum Speed



Rider	Nation	Team	Motorcycle	Km/h	
15 Darryn BINDER	RSA	Liqui Moly Husqvarna Intact GP	KALEX	293.4	Practice Nr. 3
7 Barry BALTUS	BEL	Fieten Olie Racing GP	KALEX	291.8	Practice Nr. 3
37 Pedro ACOSTA	SPA	Red Bull KTM Ajo	KALEX	291.8	Practice Nr. 3
72 Borja GOMEZ	SPA	Fantic Racing	KALEX	291.1	Practice Nr. 3
40 Aron CANET	SPA	Pons Wegow Los40	KALEX	291.1	Practice Nr. 3
84 Zonta VD GOORBERGH	NED	Fieten Olie Racing GP	KALEX	290.3	Practice Nr. 3
71 Dennis FOGGIA	ITA	Italtrans Racing Team	KALEX	290.3	Practice Nr. 3
75 Albert ARENAS	SPA	Red Bull KTM Ajo	KALEX	289.5	Practice Nr. 3
11 Sergio GARCIA	SPA	Pons Wegow Los40	KALEX	289.5	Practice Nr. 3
18 Manuel GONZALEZ	SPA	Correos Prepagó Yamaha VR46 M	KALEX	289.5	Practice Nr. 3
13 Celestino VIETTI	ITA	Fantic Racing	KALEX	288.7	Practice Nr. 3
19 Lorenzo DALLA PORTA	ITA	Pertamina Mandalika SAG Team	KALEX	288.7	Practice Nr. 3
14 Tony ARBOLINO	ITA	Elf Marc VDS Racing Team	KALEX	288.0	Practice Nr. 3
12 Filip SALAC	CZE	QJMOTOR Gresini Moto2	KALEX	288.0	Practice Nr. 3
16 Joe ROBERTS	USA	Italtrans Racing Team	KALEX	287.2	Practice Nr. 3
52 Jeremy ALCOBA	SPA	QJMOTOR Gresini Moto2	KALEX	287.2	Practice Nr. 3
24 Marcos RAMIREZ	SPA	Forward Team	FORWARD	286.4	Practice Nr. 3
54 Fermín ALDEGUER	SPA	CAG SpeedUp	BOSCOSCURO	285.7	Practice Nr. 3
21 Alonso LOPEZ	SPA	CAG SpeedUp	BOSCOSCURO	284.9	Practice Nr. 3
22 Sam LOWES	GBR	Elf Marc VDS Racing Team	KALEX	284.9	Practice Nr. 3
35 Somkiat CHANTRA	THA	IDEMITSU Honda Team Asia	KALEX	284.9	Practice Nr. 3
3 Lukas TULOVIC	GER	Liqui Moly Husqvarna Intact GP	KALEX	284.2	Practice Nr. 2
33 Rory SKINNER	GBR	American Racing	KALEX	284.2	Practice Nr. 3
64 Bo BENDSNEYDER	NED	Pertamina Mandalika SAG Team	KALEX	284.2	Practice Nr. 3
96 Jake DIXON	GBR	Inde GASGAS Aspar M2	KALEX	284.2	Practice Nr. 3
81 Jordi TORRES	SPA	Inde GASGAS Aspar M2	KALEX	283.4	Practice Nr. 3
4 Sean Dylan KELLY	USA	American Racing	KALEX	281.2	Qualifying Nr. 1
5 Kohta NOZANE	JPN	Correos Prepagó Yamaha VR46 M	KALEX	280.5	Practice Nr. 3
98 David SANCHIS	SPA	Forward Team	FORWARD	277.6	Practice Nr. 3

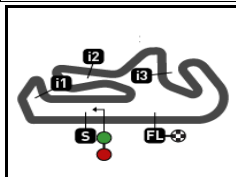
These data/results cannot be reproduced, stored and/or transmitted in whole or in part by any manner of electronic, mechanical, photocopying, recording, broadcasting or otherwise now known or herein after developed without the previous express consent by the copyright owner, except for reproduction in daily press and regular printed publications on sale to the public within 60 days of the event related to those data/results and always provided that copyright symbol appears together as follows below.

© DORNA, 2023

Official MotoGP Timing by TISSOT
www.motogp.com

Portimao, Saturday, March 25, 2023





4592 m.

GRANDE PRÉMIO TISSOT DE PORTUGAL

Qualifying Nr. 1

Best Partial Times

Moto2™

IT Ideal Lap Time, sum of the best partial times

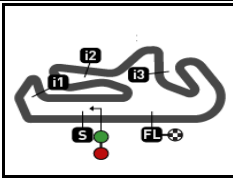
BT Best Lap Time

T1		T2		T3		T4				<i>IT</i>	<i>BT</i>	
Pos	Rider	Time	Rider	Time	Rider	Time	Rider	Time	Pos	Rider		
1	Z.VD GOORBER	21.671	T.ARBOLINO	32.613	T.ARBOLINO	15.515	J.ROBERTS	32.905	1	T.ARBOLINO	1'42.787	1'42.965 (1)
2	T.ARBOLINO	21.677	D.BINDER	32.656	M.RAMIREZ	15.597	Z.VD GOORBER	32.928	2	Z.VD GOORBER	1'43.020	1'43.084 (2)
3	J.ALCOBA	21.731	M.RAMIREZ	32.747	Z.VD GOORBER	15.623	B.GOMEZ	32.955	3	J.ALCOBA	1'43.200	1'43.374 (3)
4	D.BINDER	21.812	J.ROBERTS	32.756	D.BINDER	15.662	T.ARBOLINO	32.982	4	J.ROBERTS	1'43.244	1'43.462 (5)
5	B.GOMEZ	21.846	J.ALCOBA	32.771	J.ALCOBA	15.687	J.ALCOBA	33.011	5	D.BINDER	1'43.246	1'43.386 (4)
6	J.ROBERTS	21.847	S.KELLY	32.791	J.ROBERTS	15.736	L.DALLA PORTA	33.113	6	B.GOMEZ	1'43.442	1'43.540 (6)
7	D.FOGGIA	21.867	Z.VD GOORBER	32.798	S.KELLY	15.742	D.BINDER	33.116	7	L.DALLA PORTA	1'43.588	1'43.672 (7)
8	L.DALLA PORTA	21.900	L.DALLA PORTA	32.833	L.DALLA PORTA	15.742	D.FOGGIA	33.167	8	M.RAMIREZ	1'43.604	1'43.672 (8)
9	R.SKINNER	21.996	B.GOMEZ	32.871	D.FOGGIA	15.752	S.KELLY	33.193	9	D.FOGGIA	1'43.714	1'43.906 (9)
10	M.RAMIREZ	22.034	D.FOGGIA	32.928	B.GOMEZ	15.770	M.RAMIREZ	33.226	10	S.KELLY	1'43.781	1'43.921 (10)
11	S.KELLY	22.055	R.SKINNER	33.176	R.SKINNER	15.771	R.SKINNER	33.296	11	R.SKINNER	1'44.239	1'44.517 (11)
12	J.TORRES	22.477	J.TORRES	33.311	D.SANCHIS	15.930	D.SANCHIS	33.636	12	J.TORRES	1'45.462	1'45.632 (12)
13	D.SANCHIS	22.516	D.SANCHIS	33.437	J.TORRES	15.938	J.TORRES	33.736	13	D.SANCHIS	1'45.519	1'45.892 (13)

These data/results cannot be reproduced, stored and/or transmitted in whole or in part by any manner of electronic, mechanical, photocopying, recording, broadcasting or otherwise now known or herein after developed without the previous express consent by the copyright owner, except for reproduction in daily press and regular printed publications on sale to the public within 60 days of the event related to those data/results and always provided that copyright symbol appears together as follows below.
© DORNA, 2023


Official MotoGP Timing by **TISSOT**
www.motogp.com





4592 m.

GRANDE PRÉMIO TISSOT DE PORTUGAL
Qualifying Nr. 1
Fastest Laps Sequence

<i>Practice Time</i>	 <i>Rider</i>	<i>Nation</i>	<i>Motorcycle</i>	<i>Time</i>	<i>Km/h</i>	<i>Rider's Lap</i>
3'42.352	14 Tony ARBOLINO	ITA	KALEX	1'43.636	159.5	2
3'54.600	72 Borja GOMEZ	SPA	KALEX	1'43.540	159.6	2
5'40.113	15 Darryn BINDER	RSA	KALEX	1'43.386	159.8	3
7'15.095	14 Tony ARBOLINO	ITA	KALEX	1'43.207	160.1	4
8'58.060	14 Tony ARBOLINO	ITA	KALEX	1'42.965	160.5	5

These data/results cannot be reproduced, stored and/or transmitted in whole or in part by any manner of electronic, mechanical, photocopying, recording, broadcasting or otherwise now known or herein after developed without the previous express consent by the copyright owner, except for reproduction in daily press and regular printed publications on sale to the public within 60 days of the event related to those data/results and always provided that copyright symbol appears together as follows below.

© DORNA, 2023

Official MotoGP Timing by TISSOT
www.motogp.com

Portimao, Saturday, March 25, 2023

